

Dada Nexus

Investor Presentation

May 2023



Disclaimer

This presentation has been prepared by Dada Nexus Limited (the “Company”) solely for information purpose. By viewing or accessing the information contained in this material, you hereby acknowledge and agree that no representations, warranties or undertakings, express or implied, are made by the Company or any of its directors, shareholders, employees, agents, affiliates, advisors or representatives as to, and no reliance should be placed upon, the accuracy, fairness, completeness or correctness of the information or opinions presented or contained in this presentation. None of the Company or any of its directors, shareholders, employees, agents, affiliates, advisors or representatives accept any responsibility whatsoever (in negligence or otherwise) for any loss howsoever arising from any information presented or contained in this presentation or otherwise arising in connection with the presentation. The information presented or contained in this presentation is subject to change without notice and its accuracy is not guaranteed.

This presentation does not constitute an offer to sell or issue or an invitation or recommendation to purchase or subscribe for any securities of the Company for sale in the United States or anywhere else. No securities of the Company may be sold in the United States without registration with the United States Securities and Exchange Commission (the “SEC”) or an exemption from such registration pursuant to the Securities Act of 1933, as amended (the “Securities Act”) and the rules and regulations thereunder. No part of this presentation shall form the basis of or be relied upon in connection with any contract or investment decision in relation to any securities or otherwise. This presentation does not contain all relevant information relating to the Company or its securities, particularly with respect to the risks and special considerations involved with an investment in the securities of the Company. Nothing contained in this presentation shall be relied upon as a promise or representation as to the past or future performance of the Company. Past performance does not guarantee or predict future performance. You acknowledge that any assessment of the Company that may be made by you will be independent of this presentation and that you will be solely responsible for your own assessment of the market and the market position of the Company and that you will conduct your own analysis and be solely responsible for forming your own view of the potential future performance of the business of the Company.

Certain statements in this presentation, and other statements that the Company may make, are forward-looking statements within the meaning of Section 27A of the Securities Act and Section 21E of the Securities Exchange Act of 1934, as amended. These statements reflect the Company’s intent, beliefs or current expectations about the future. These statements can be recognized by the use of words such as “expects,” “plans,” “will,” “estimates,” “projects,” “intends,” “anticipates,” “believes,” “confident” or words of similar meaning. These forward-looking statements are not guarantees of future performance and are based on a number of assumptions about the Company’s operations and other factors, many of which are beyond the Company’s control, and accordingly, actual results may differ materially from these forward-looking statements. The Company or any of its affiliates, advisors or representatives has no obligation and does not undertake to revise forward-looking statements to reflect future events or circumstances.

This presentation also contains non-GAAP financial measures, the presentation of which is not intended to be considered in isolation or as a substitute for the financial information prepared and presented in accordance with accounting principles generally accepted in the United States of America (U.S. GAAP). In addition, the Company’s calculation of these non-GAAP financial measures may be different from the calculation used by other companies, and therefore comparability may be limited. The reconciliation of those measures to the most comparable GAAP measures is contained within this document or available at the Company website <https://ir.imdada.cn/>



Company Overview

Our Mission and Platforms



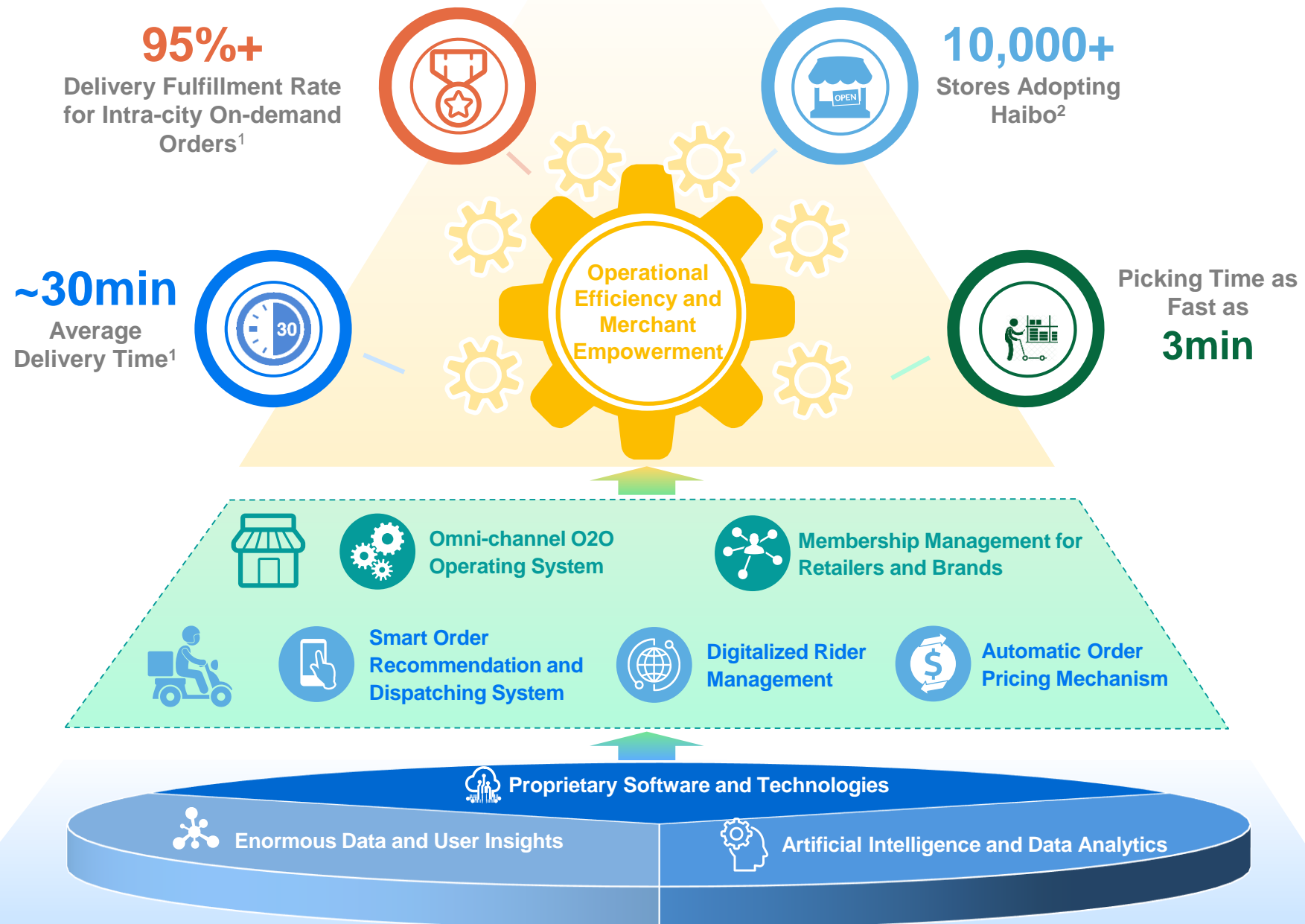
达达集团
DADA GROUP



Technology is Core to Our Platform



达达集团
DADA GROUP



Notes:

1. In the first quarter of 2023.

2. As of Apr 30, 2023.

Mutually Beneficial Collaboration with Our Reputable Strategic Partners and Shareholders



达达集团
DADA GROUP



Shop Now: Joint Efforts Together with JD.com to Unlock Potential in Local On-demand Retail Market



达达集团
DADA GROUP



京东

- ✓ Enrich both product offerings and delivery options
- ✓ Meet consumers' evolving demands and provide a better shopping experience
- ✓ Improve operating efficiency leveraging omni-channel fulfillment



- On-demand retail within JD.com powered by Dada Group

京东小时购
Shop Now

- Available in search results, Nearby tab, recommendation feeds of JD App, etc.



达达集团
DADA GROUP

- ✓ Dada Group fulfills all needs of local on-demand retail and delivery on JD
- ✓ Increase penetration rate among JD's vast user base



Our Market Opportunity

New Era of Local On-demand Retail in China



达达集团
DADA GROUP



C2C E-commerce Platform
Inter-city Multi-day Delivery



B2C E-commerce Platform
Intra-city Same-day Delivery



O2O E-commerce Platform
Intra-city 1-hour On-demand Delivery

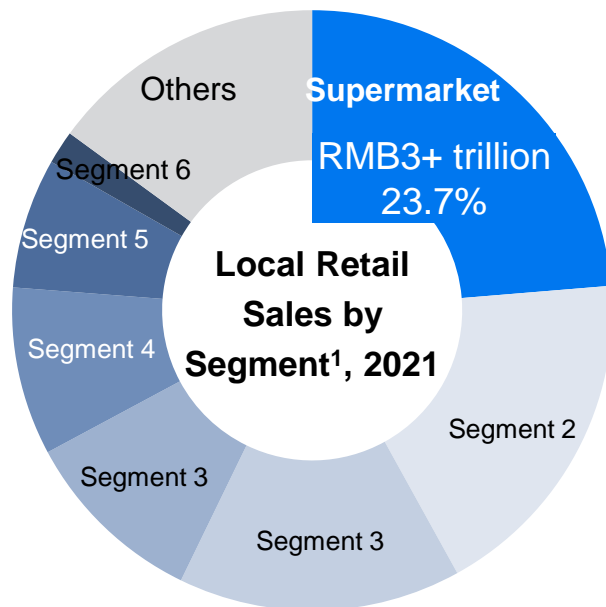


Supermarket - Largest Local Retail Segment With Fast Growing O2O Penetration



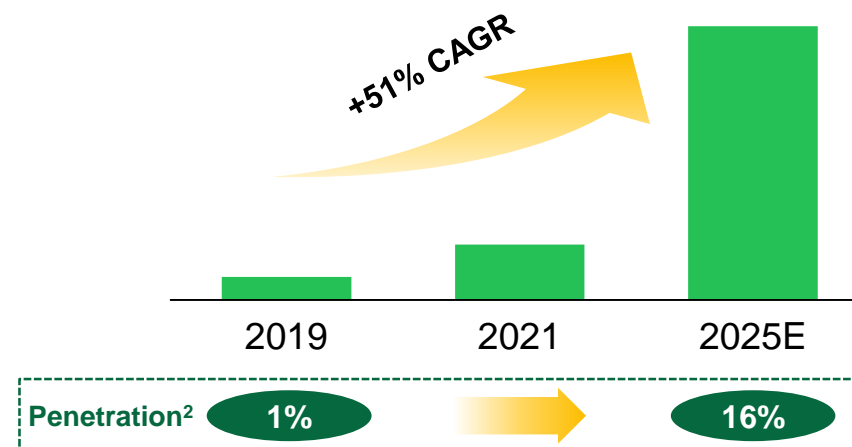
达达集团
DADA GROUP

I With annual sales over RMB3 trillion, supermarket remains the largest segment for local retail



II O2O platform is and will continue to be the major growth driver for supermarkets

O2O GMV generated by platform model in supermarket segment



III JDDJ is the absolute leader and continues to expand market share among O2O platforms in supermarket segment

Market Shares³ of Local On-demand Retail Platforms in China Supermarket Segment, 2021

No. 1



27%

+2 ppt YoY

No. 2

16%

Source: iResearch.

Notes:

1. Local retail sales do not include sales from categories such as automobile and building materials. Segment 2 refers to Apparel and Personal Care Stores; Segment 3 refers to Food, Beverage and Tobacco Stores; Segment 4 refers to Drug Stores; Segment 5 refers to Consumer Electronics and Appliance Stores; Segment 6 refers to Department Stores; Segment 7 refers to Convenience Stores..

2. Represents O2O GMV generated by platform model as % of total China supermarket retail GMV.

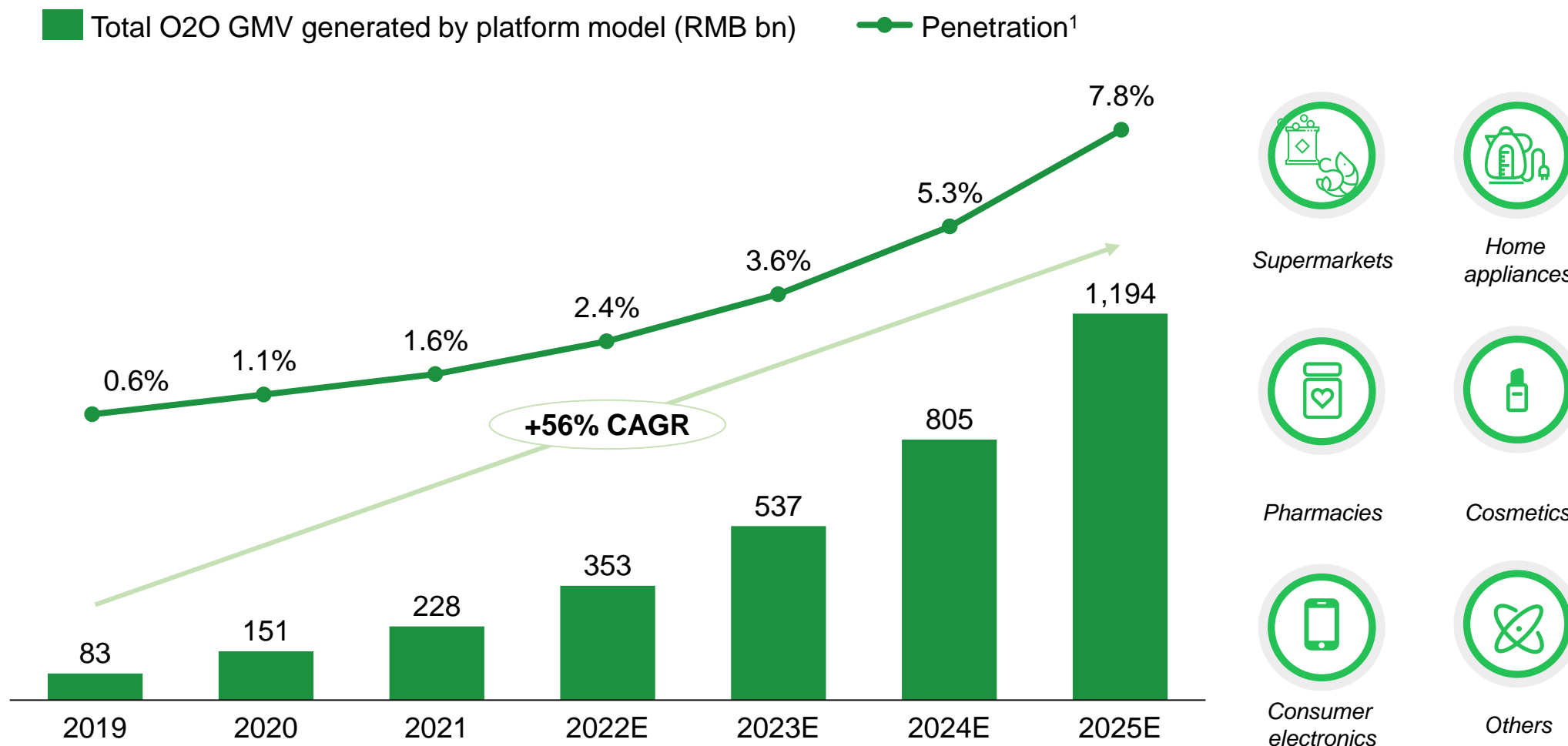
3. Represents market share of local on-demand retail platform in the China supermarket segment, in terms of GMV.

Large Potential to Be Explored Amid the Digital Transformation of Offline Retailers



达达集团
DADA GROUP

While supermarket is among the earliest to adopt O2O model in local retail industry, more retailers across physical merchandise categories are embracing O2O, driving overall market size to be over RMB1 trillion in 2025



Source: iResearch

Notes:

1. Represents O2O GMV generated by platform model as % of total China local retail GMV.



Investment Highlights

Our Investment Highlights



达达集团
DADA GROUP



达达集团
DADA GROUP

1

An Open On-demand Delivery Platform: Our Unique Value with Scarcity

2

Continually Enhanced Efficiency Driven by Network Effect and Technology Infrastructure

3

Widely Trusted Local On-demand Retail Platform Exhibiting Robust Growth

4

Evolving Empowerment Capabilities Fueling Growth of Retailers and Brands

5

Powerful Multilateral Network Effects Fostering Win-win Outcomes

6

Proven and Visionary Management Team with Commitment to Technology Innovation

1 We Are An Open On-demand Delivery Platform With Unique Value and Scarcity



达达集团
DADA GROUP

Prominent advantages compared with food delivery and other third-party on-demand delivery platforms

Open Platform with
Diversified Order
Sources

8x
Robust Growth
Number of Merchants and Individual
Senders in 2022 vs 2017



Food Delivery
Platforms



Other Third-
party Delivery
Platforms



Flexibility
Arising from Crowd-
sourcing Platform

3x
High Scalability
Orders in Peak Day Compared with
Average¹



Integrated Fulfillment
Solutions

- ✓ Warehouse management
- ✓ In-store picking
- ✓ On-demand delivery



Notes:

1. Total orders delivered on the peak day during 2022 was 3 times of average daily order volume in the same period.

Continually Enhanced Efficiency Driven by Network Effect and Technology Infrastructure



Network Effect



Technology Infrastructure



Smart Order Recommendation and Dispatching System

- AI-based orders and riders matching
- Optimal routes recommended



Automated Pricing System

- Optimized pricing through AI algorithm
- Further enhanced delivery efficiency and improved the overall delivery experience

Widely Trusted Local On-demand Retail Platform Fueling Growth of Retailers and Brands



9 of Top 10
90+ of Top 100
Supermarket Chains¹ and
Other Leading Retail Chains

Walmart
沃尔玛

永辉超市
YONGHUI SUPERSTORES

Vanguard*
华润万家



Carrefour
家乐福

物美
WUMART

METRO
麦德龙

世纪联华
CenturyMart

家家悦



步步高
Better Life

DENNIS
丹尼斯

武商超市

AEON
永旺

7FRESH
FOOD MARKET

百联集团
Brilliance Group

LOTUS
卜蜂莲花

ALDI
奥乐齐

益丰大药房
Yifeng Pharmacy

FamilyMart

老百姓

PAGODA

watsons
屈臣氏

SEPHORA
萬寧 manning's

MINI
名創優品

Key Growth Engine for Retailers and Brand Owners

Walmart
沃尔玛

Wern Yuen Tan, ex-President
and CEO of Walmart China

"In July 2019, Walmart's sales on the JDDJ platform had **grown by more than 13 times** compared to the sales at its launch in 2016."

"We are confident that this deeper collaboration with Dada Group will enhance our **omni-channel** footprint and deliver a **better O2O (online to offline) customer experience**."



Rohit Jawa, Unilever North Asia
Executive Vice President

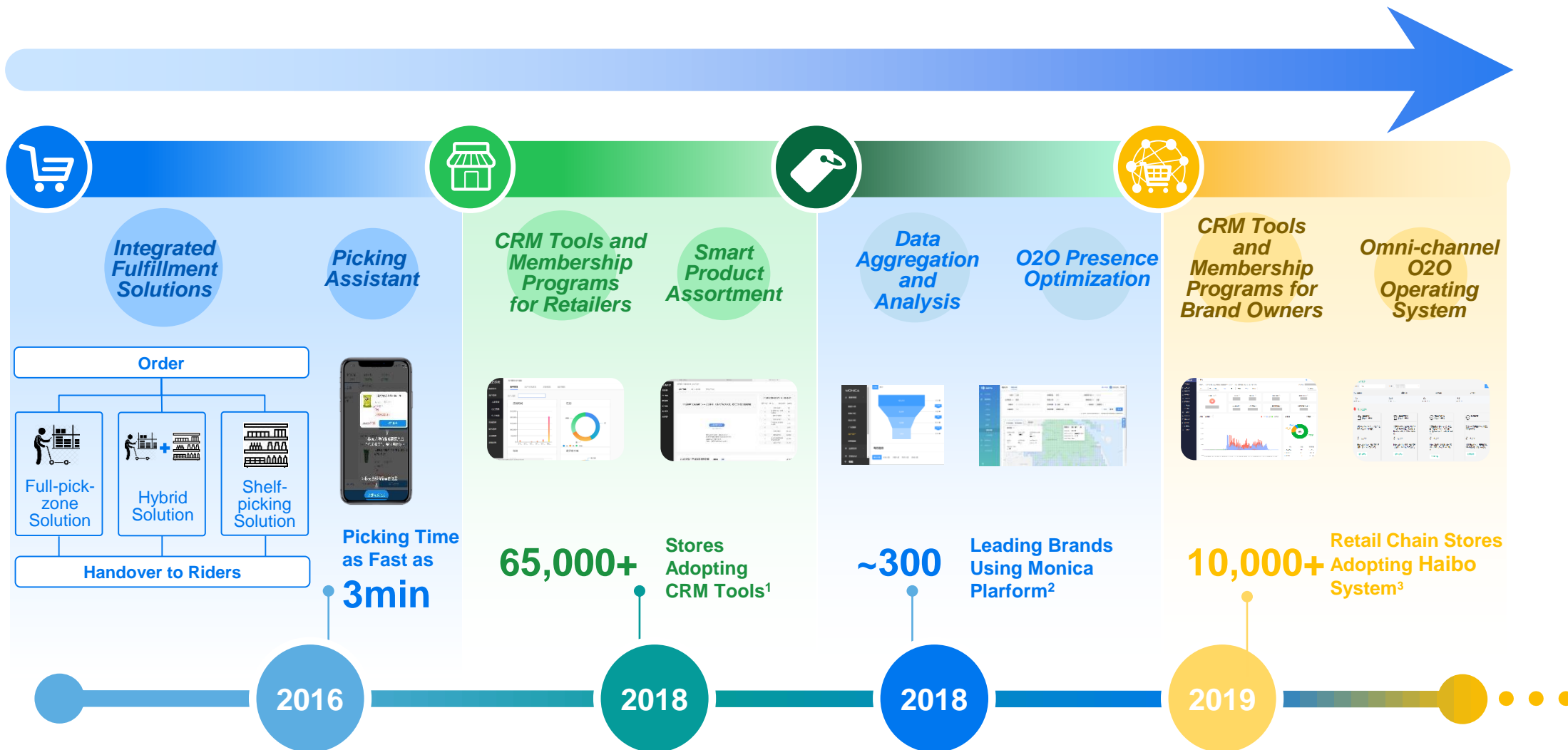
"JDDJ is **one of our most reliable partners**. Since the time partnership has been established, Dada has delivered secured service to our consumers, meanwhile, JDDJ also helps us in further **building brand awareness and boosting omni-channel sales**"



Anne Tse, PepsiCo Foods Greater
China SVP and GM

"JDDJ has become one of our **fastest growing sales channels** among all platforms we worked with in China"

Evolving Empowerment Capabilities Fueling Growth of Retailers and Brands



Note:

1. As of Mar 31, 2023.

2. As of Dec 31, 2022.

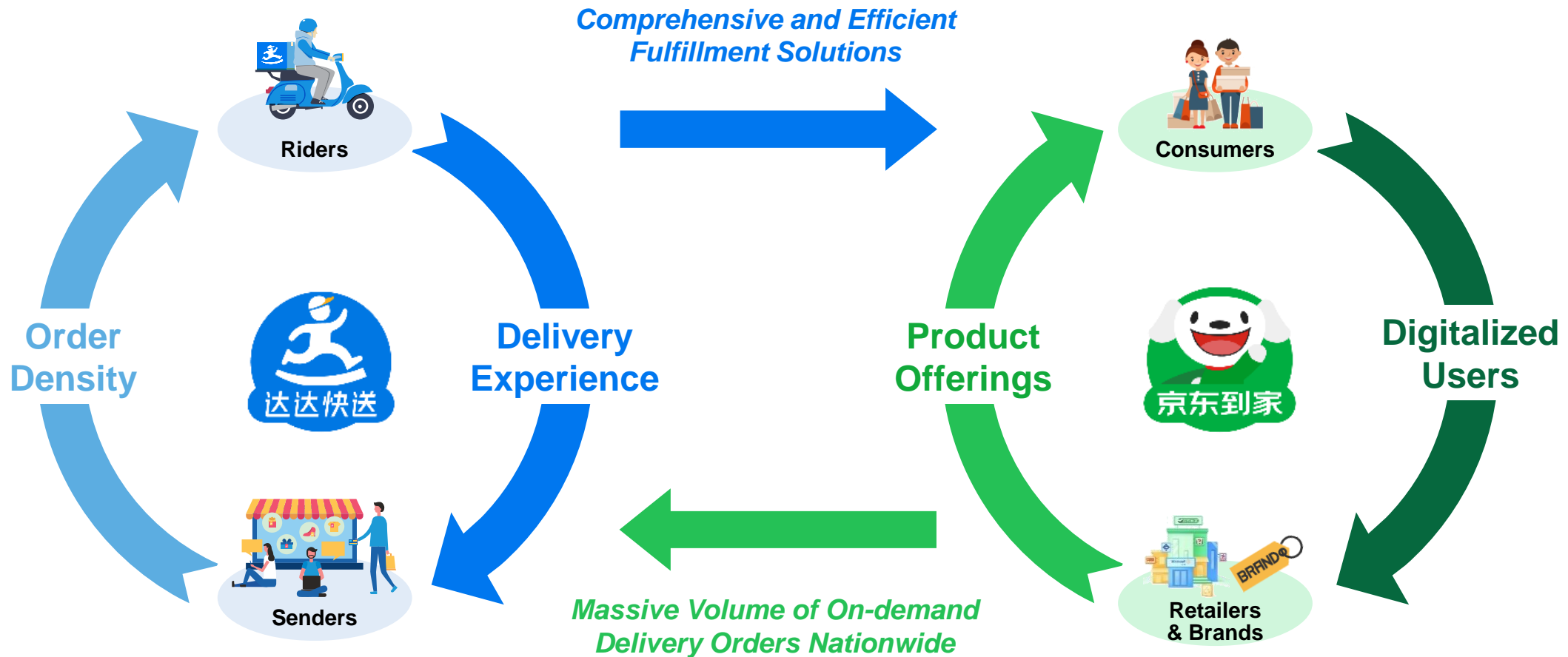
3. As of Apr 30, 2023.

5

Powerful Multilateral Network Effects Fostering Win-win Outcomes for All Participants



达达集团
DADA GROUP



Proven and Visionary Management Team Supported by Professional and Experienced Board Members



Jeff He

President



Jun Yang

Co-Founder
CTO



Beck Chen

CFO



Lijun Xin

Chairman



Christina
Xiaojing Zhu

Director



Baohong Sun

Independent
Director



Laura Butler

Independent
Director



Jian Han

Independent
Director



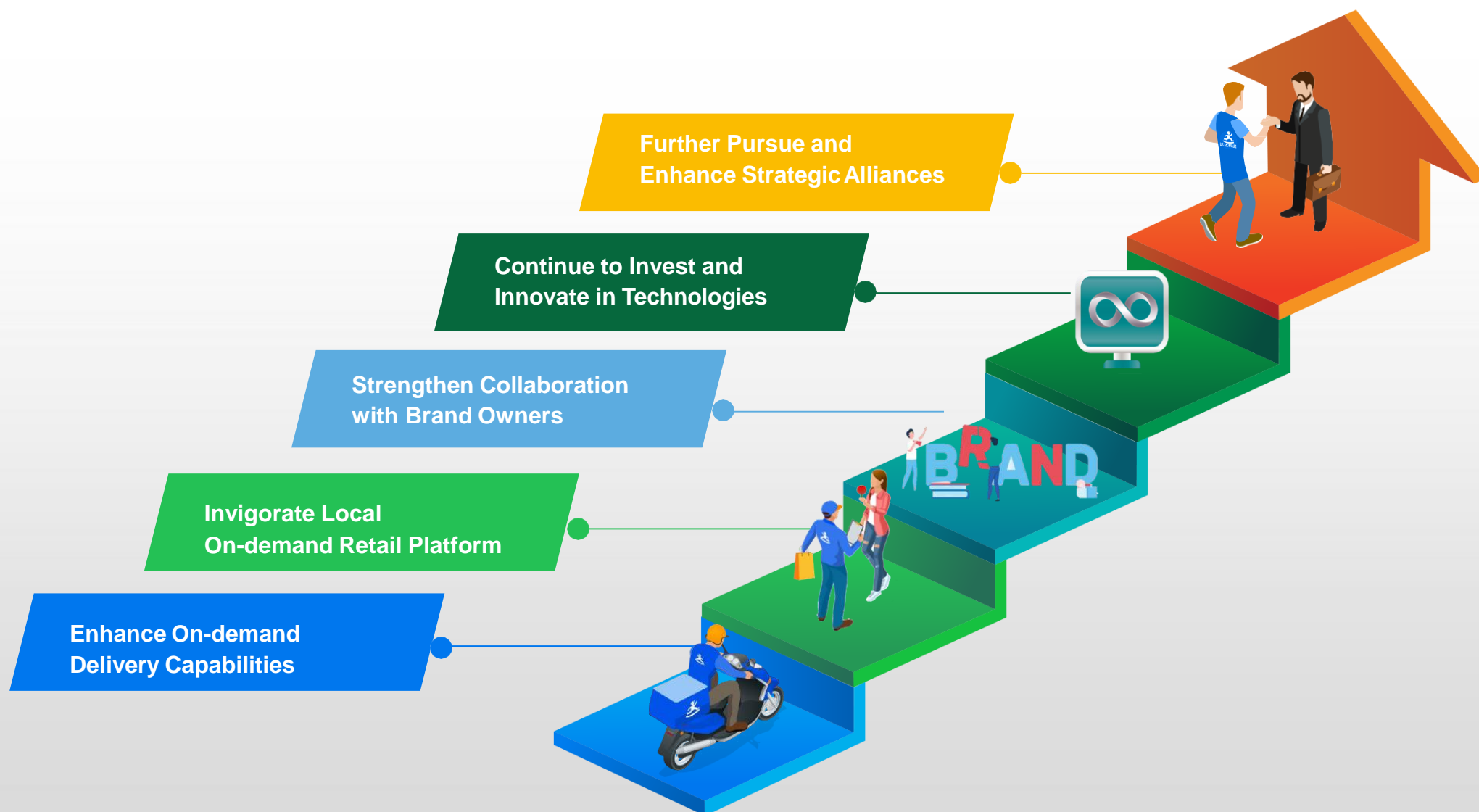
Note:

1. Ms. Laura Butler worked for PwC from 1990 to 2020.

Our Growth Strategies



达达集团
DADA GROUP





Financial Overview

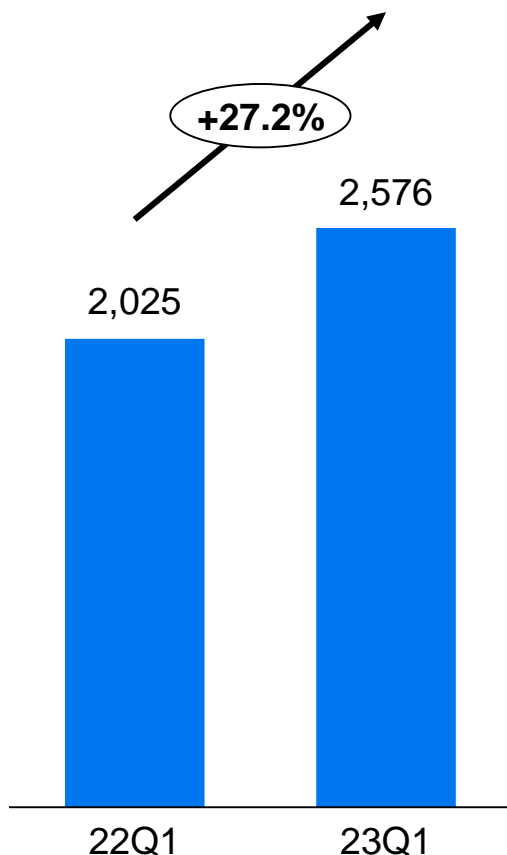
Strong Revenue Growth Momentum Accompanied by Enhanced Operating Efficiency



达达集团
DADA GROUP

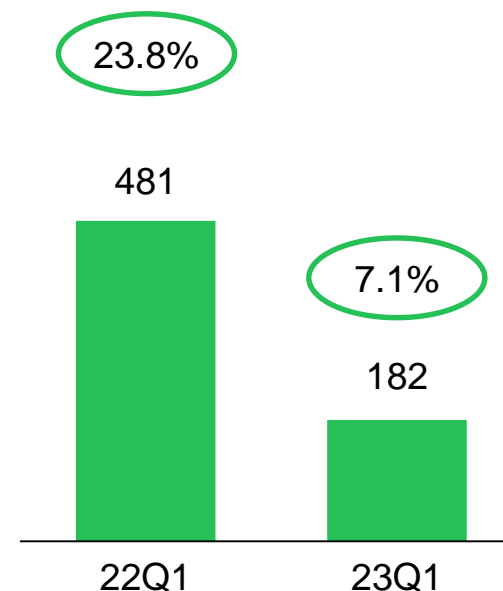
Revenue growth remained strong despite macro uncertainty

Revenue, RMB mn



Net loss margin continued to improve with significant efficiency enhancement

Adjusted net loss, RMB mn



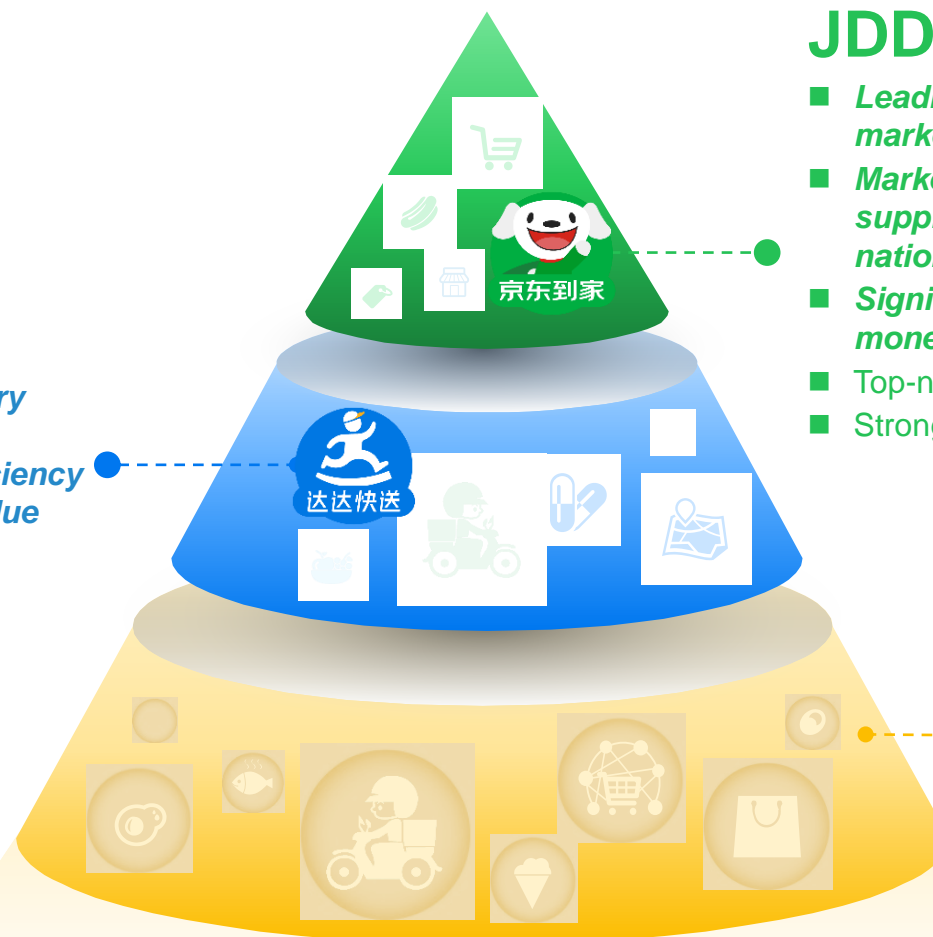
Why Dada?



达达集团
DADA GROUP

Dada Now

- *Leading open on-demand delivery platform nationwide*
- *Technology-driven superior efficiency*
- *High entry barriers + scarcity value*
- *Profitability with track record*



JDDJ

- *Leading position in the on-demand retail market¹*
- *Marketplace model leveraging outstanding supply chain capability of partners across the nation*
- *Significantly improving profitability with huge monetization potential*
- *Top-notch technology empowerment capability*
- *Strong support from reputable shareholders*

China local retail market:
A Trillion Dollar Market²

Notes:

1. One of China's largest local on-demand retail platforms and the largest local on-demand retail platform in supermarket segment by GMV in 2021 according to iResearch.

2. According to iResearch.