

Dada Nexus

Investor Presentation

November 2021



Disclaimer

This presentation has been prepared by Dada Nexus Limited (the “Company”) solely for information purpose. By viewing or accessing the information contained in this material, you hereby acknowledge and agree that no representations, warranties or undertakings, express or implied, are made by the Company or any of its directors, shareholders, employees, agents, affiliates, advisors or representatives as to, and no reliance should be placed upon, the accuracy, fairness, completeness or correctness of the information or opinions presented or contained in this presentation. None of the Company or any of its directors, shareholders, employees, agents, affiliates, advisors or representatives accept any responsibility whatsoever (in negligence or otherwise) for any loss howsoever arising from any information presented or contained in this presentation or otherwise arising in connection with the presentation. The information presented or contained in this presentation is subject to change without notice and its accuracy is not guaranteed.

This presentation does not constitute an offer to sell or issue or an invitation or recommendation to purchase or subscribe for any securities of the Company for sale in the United States or anywhere else. No securities of the Company may be sold in the United States without registration with the United States Securities and Exchange Commission (the “SEC”) or an exemption from such registration pursuant to the Securities Act of 1933, as amended (the “Securities Act”) and the rules and regulations thereunder. No part of this presentation shall form the basis of or be relied upon in connection with any contract or investment decision in relation to any securities or otherwise. This presentation does not contain all relevant information relating to the Company or its securities, particularly with respect to the risks and special considerations involved with an investment in the securities of the Company. Nothing contained in this presentation shall be relied upon as a promise or representation as to the past or future performance of the Company. Past performance does not guarantee or predict future performance. You acknowledge that any assessment of the Company that may be made by you will be independent of this presentation and that you will be solely responsible for your own assessment of the market and the market position of the Company and that you will conduct your own analysis and be solely responsible for forming your own view of the potential future performance of the business of the Company.

Certain statements in this presentation, and other statements that the Company may make, are forward-looking statements within the meaning of Section 27A of the Securities Act and Section 21E of the Securities Exchange Act of 1934, as amended. These statements reflect the Company’s intent, beliefs or current expectations about the future. These statements can be recognized by the use of words such as “expects,” “plans,” “will,” “estimates,” “projects,” “intends,” “anticipates,” “believes,” “confident” or words of similar meaning. These forward-looking statements are not guarantees of future performance and are based on a number of assumptions about the Company’s operations and other factors, many of which are beyond the Company’s control, and accordingly, actual results may differ materially from these forward-looking statements. The Company or any of its affiliates, advisors or representatives has no obligation and does not undertake to revise forward-looking statements to reflect future events or circumstances.

This presentation also contains non-GAAP financial measures, the presentation of which is not intended to be considered in isolation or as a substitute for the financial information prepared and presented in accordance with accounting principles generally accepted in the United States of America (U.S. GAAP). In addition, the Company’s calculation of these non-GAAP financial measures may be different from the calculation used by other companies, and therefore comparability may be limited. The reconciliation of those measures to the most comparable GAAP measures is contained within this document or available at the Company website <https://ir.imdada.cn/>



Company Overview

Our Mission and Platforms



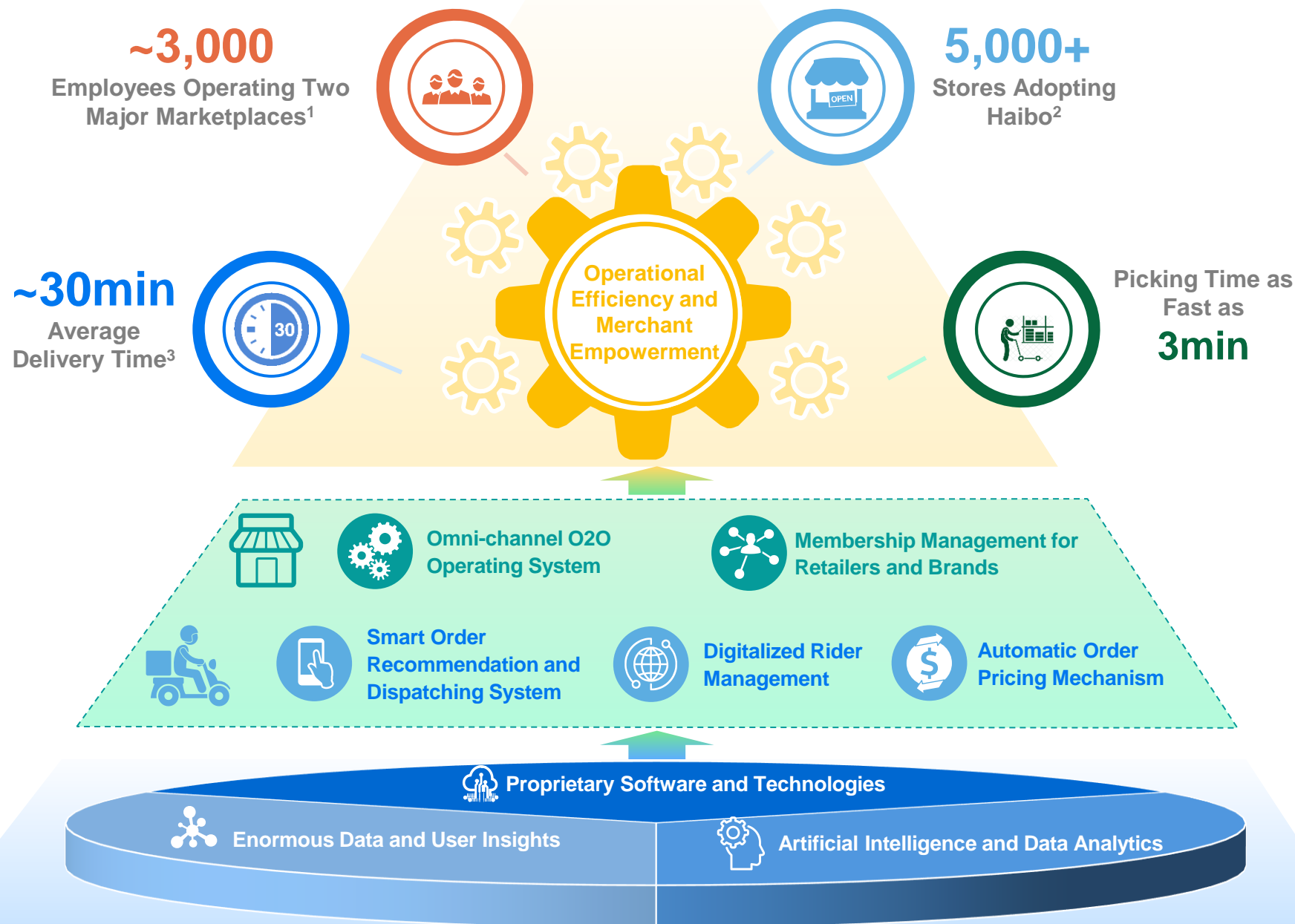
达达集团
DADA GROUP



Technology is Core to Our Platform



达达集团
DADA GROUP



Notes:

1. As of September 30, 2021.

2. As of early November, 2021.

3. In the third quarter of 2021.

Mutually Beneficial Collaboration with Our Reputable Strategic Partners and Shareholders



达达集团
DADA GROUP



Shop Now: Joint Efforts Together with JD.com to Unlock Potential in Local On-demand Retail Market



达达集团
DADA GROUP



Note: 1. Annual active customer accounts of JD.com as of Sept 30, 2021.



Our Market Opportunity

New Era of Local On-demand Retail in China



达达集团
DADA GROUP



C2C E-commerce Platform
Inter-city Multi-day Delivery



B2C E-commerce Platform
Intra-city Same-day Delivery



O2O E-commerce Platform
Intra-city 1-hour On-demand Delivery

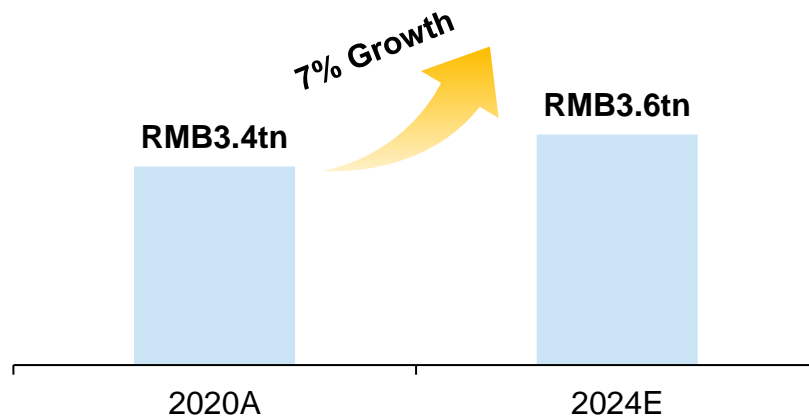


Supermarket - Largest Local Retail Segment Driven by Rising O2O Penetration



达达集团
DADA GROUP

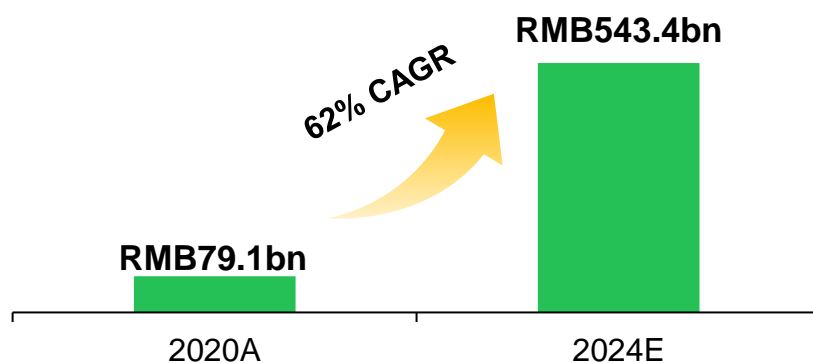
China Supermarket Retail Sales



China Supermarket Local On-demand Retail Platform Market Share²



China Supermarket Local
On-demand Retail GMV



Evolving Consumer Demand



Convenience



Fast Fulfillment

Merchant Empowerment



On-demand Delivery



Store Digitalization

Source: iResearch.

Notes:

1. Represents O2O platforms' supermarket GMV as % of China supermarket local on-demand retail market GMV.

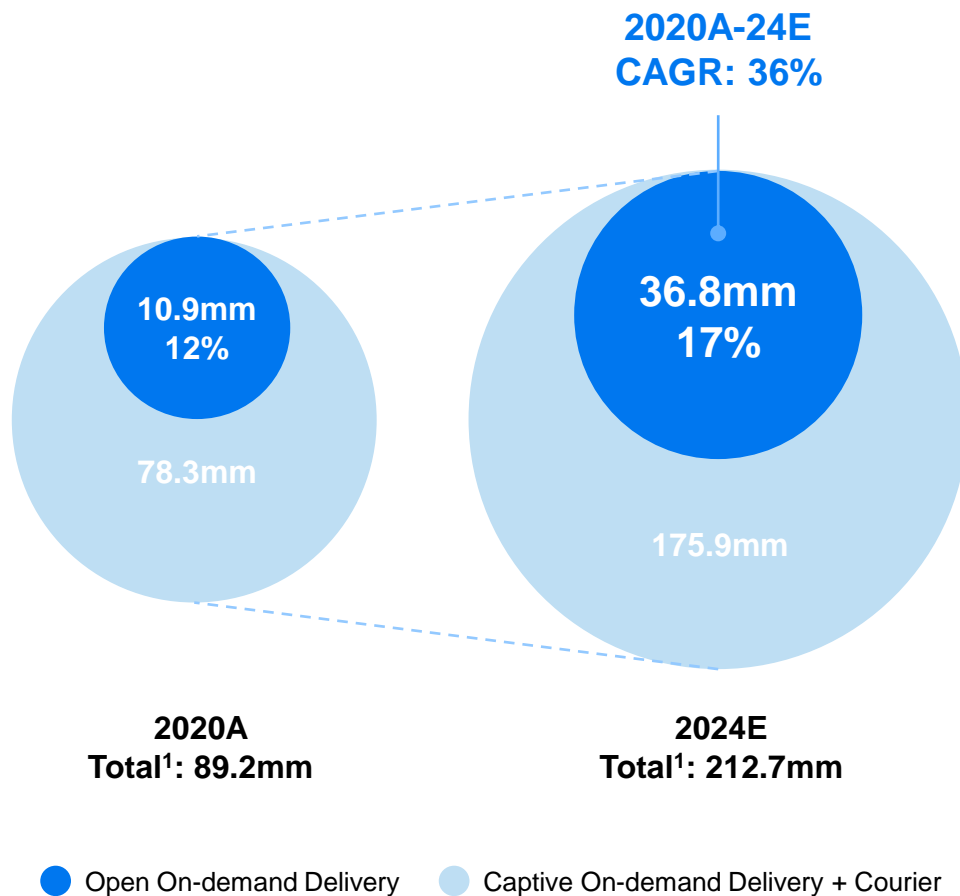
2. Represents market share of local on-demand retail platform in the China supermarket segment, in terms of GMV in 2020.

Open On-demand Delivery - Fastest Growing Segment with Diverse Order Sources



达达集团
DADA GROUP

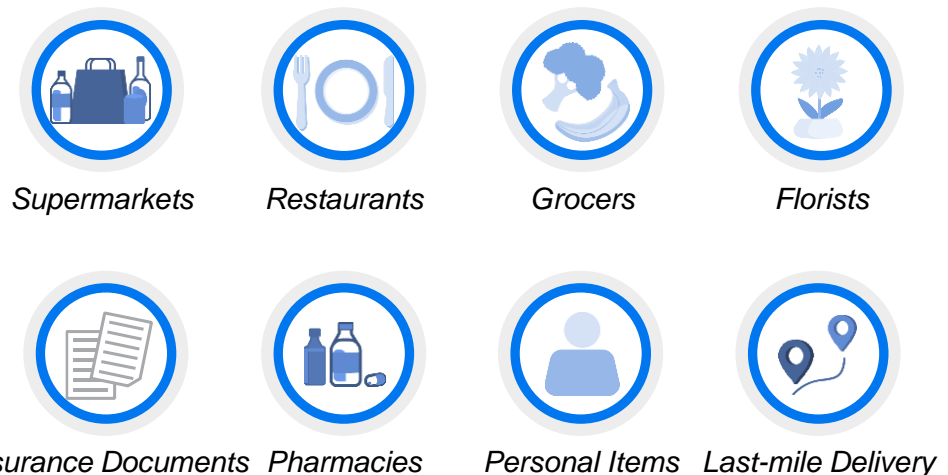
China Local Delivery Average Daily Orders



China Open On-demand Delivery Platform Market Share²



Diversified Order Sources for Open On-demand Delivery



Source: iResearch

Notes:

1. Represents number of average daily orders of China local delivery market, which includes open on-demand delivery, captive on-demand delivery and courier.

2. Represents market share in China open on-demand delivery market, in terms of average daily orders in 2020.



Investment Highlights

Our Investment Highlights



达达集团
DADA GROUP



达达集团
DADA GROUP

1

An Open On-demand Delivery Platform: Our Unique Value with Scarcity

2

Continually Enhanced Efficiency Driven by Network Effect and Technology Infrastructure

3

Widely Trusted Local On-demand Retail Platform Exhibiting Robust Growth

4

Evolving Empowerment Capabilities Fueling Growth of Retailers and Brands

5

Powerful Multilateral Network Effects Fostering Win-win Outcomes

6

Proven and Visionary Management Team with Commitment to Technology Innovation

1

We Are An Open On-demand Delivery Platform With Unique Value and Scarcity



达达集团
DADA GROUP

Open

~5x

Robust Growth

Number of Merchants and Individual Senders in 2020 vs 2017

Flexible

~4x

Superior Flexibility

Orders in Peak Day Compared with Average¹

>10x

High Scalability

Orders in Peak Hour Exceeding Average²

On-demand

~30 min

Fast Fulfillment

Average Intra-city Delivery Time³

Unique Value and Scarcity



Food Delivery Platforms

Diversified Order Sources



Flexibility Arising from Crowd-sourcing Platform



Integrated Fulfillment Solutions



Notes:

1. Total orders delivered on the peak day during 2020 was around 4 times of average daily order volume in the same period of time.

2. Total orders delivered in the peak hour in the peak day during 2020 was more than 10 times of the average hourly order volume in the same period.

3. In the third quarter of 2021.

Continually Enhanced Efficiency Driven by Network Effect and Technology Infrastructure



Network Effect



Technology Infrastructure



Smart Order Recommendation and Dispatching System

- AI-based orders and riders matching
- Optimal routes recommended



Automated Pricing System

- Optimized pricing through AI algorithm
- Further enhanced delivery efficiency and improved the overall delivery experience

Widely Trusted Local On-demand Retail Platform Fueling Growth of Retailers and Brands



9 of Top 10
82 of Top 100
Supermarket Chains¹ and
Other Leading Retail Chains



Key Growth Engine for Retailers and Brand Owners



Wern Yuen Tan, ex-President
and CEO of Walmart China

"In July 2019, Walmart's sales on the JDDJ platform had **grown by more than 13 times** compared to the sales at its launch in 2016."

"We are confident that this deeper collaboration with Dada Group will enhance our **omni-channel** footprint and deliver a **better O2O (online to offline) customer experience**."



Rohit Jawa, Unilever North Asia
Executive Vice President

"JDDJ is **one of our most reliable partners**. Since the time partnership has been established, Dada has delivered secured service to our consumers, meanwhile, JDDJ also helps us in further **building brand awareness and boosting omni-channel sales**"



Anne Tse, PepsiCo Foods Greater
China SVP and GM

"JDDJ has become one of our **fastest growing sales channels** among all platforms we worked with in China"

Evolving Empowerment Capabilities Fueling Growth of Retailers and Brands

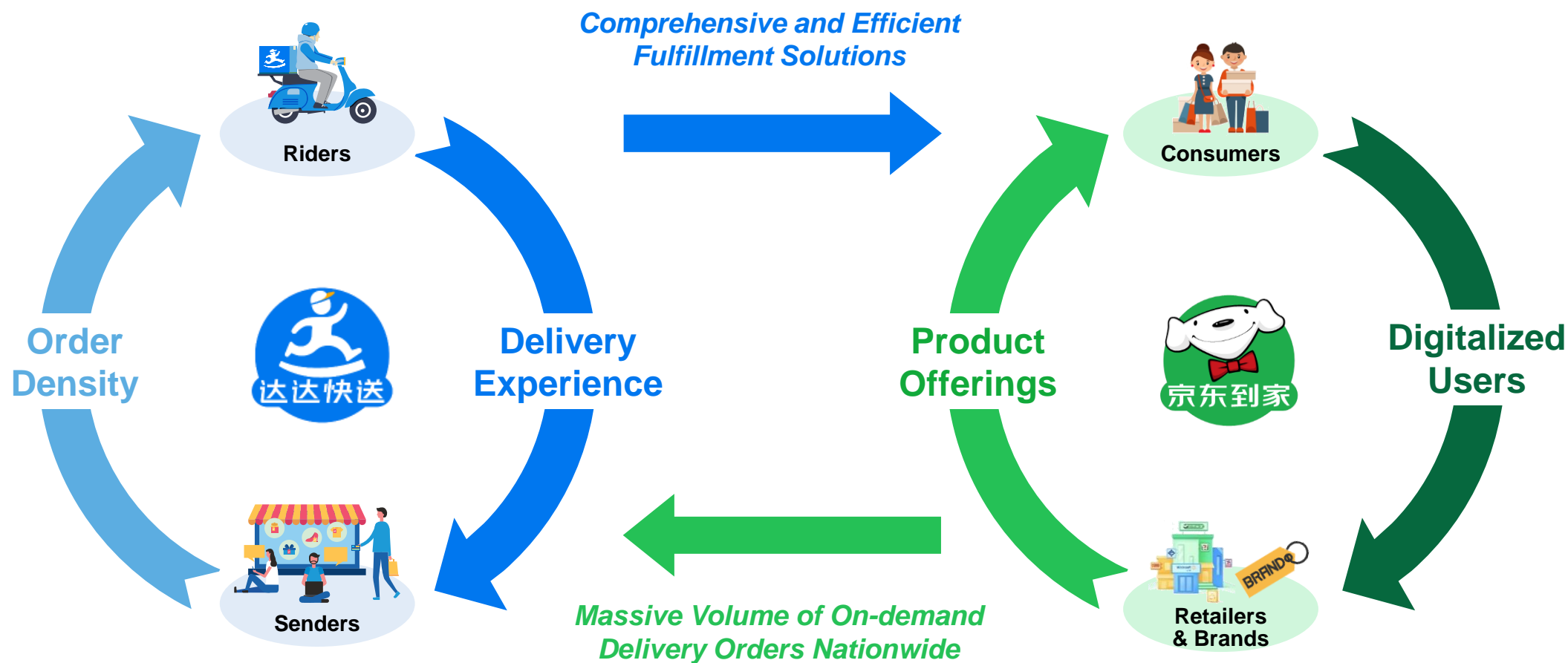


Note:

1. As of October 31, 2021.

1. As of early November, 2021.

Powerful Multilateral Network Effects Fostering Win-win Outcomes for All Participants



6

Proven and Visionary Management Team with Commitment to Technology Innovation



达达集团
DADA GROUP



Philip Kuai

Founder
Chairman
CEO



Jun Yang

Co-Founder
CTO



Beck Chen

CFO



Lei Xu

Director



Yui Yu

Director



Sandy Ran Xu

Director



Christina
Xiaojing Zhu

Director



Kui Zhou

Director



Bonnie
Yi Zhang

Independent
Director



Baohong Sun

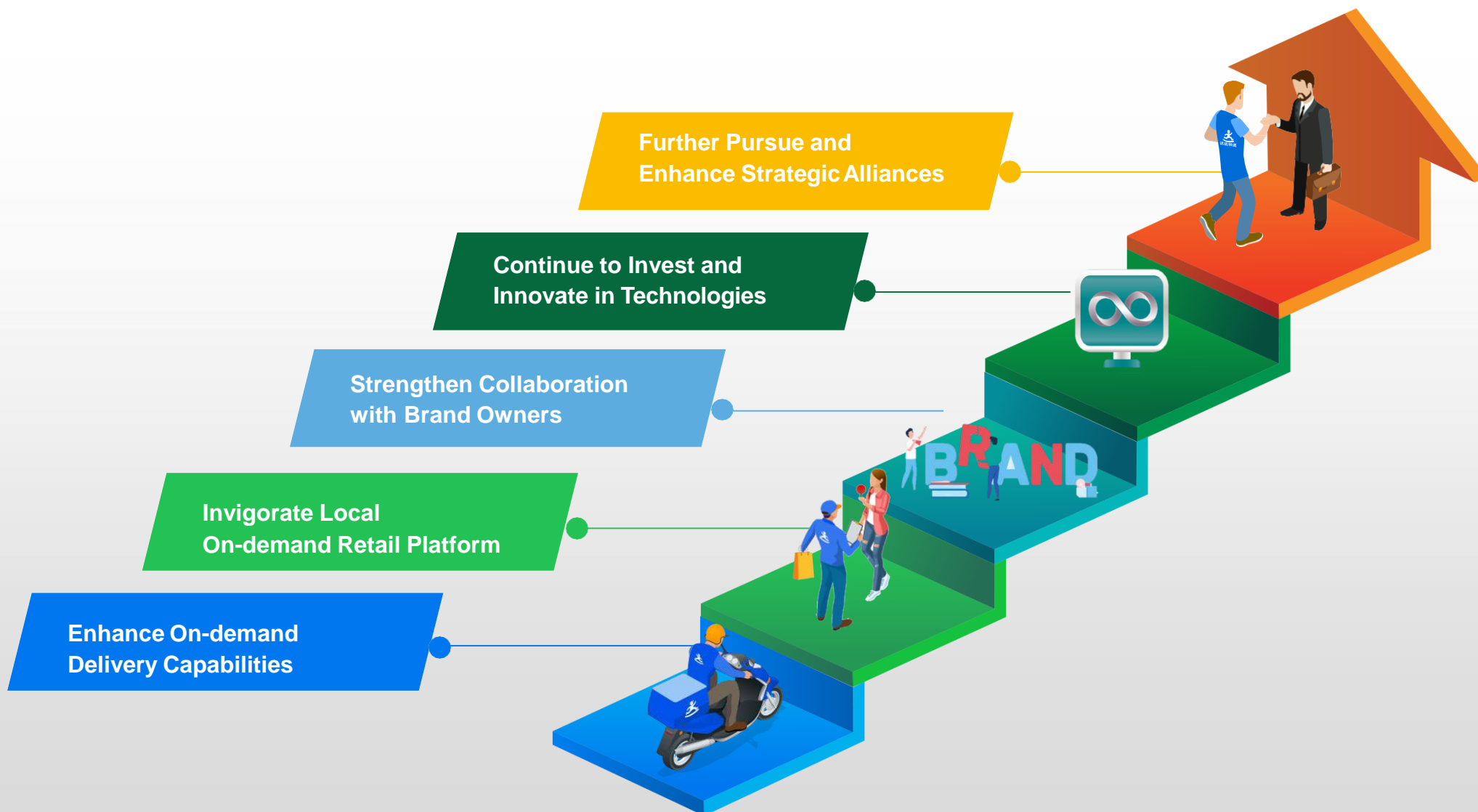
Independent
Director



Our Growth Strategies



达达集团
DADA GROUP





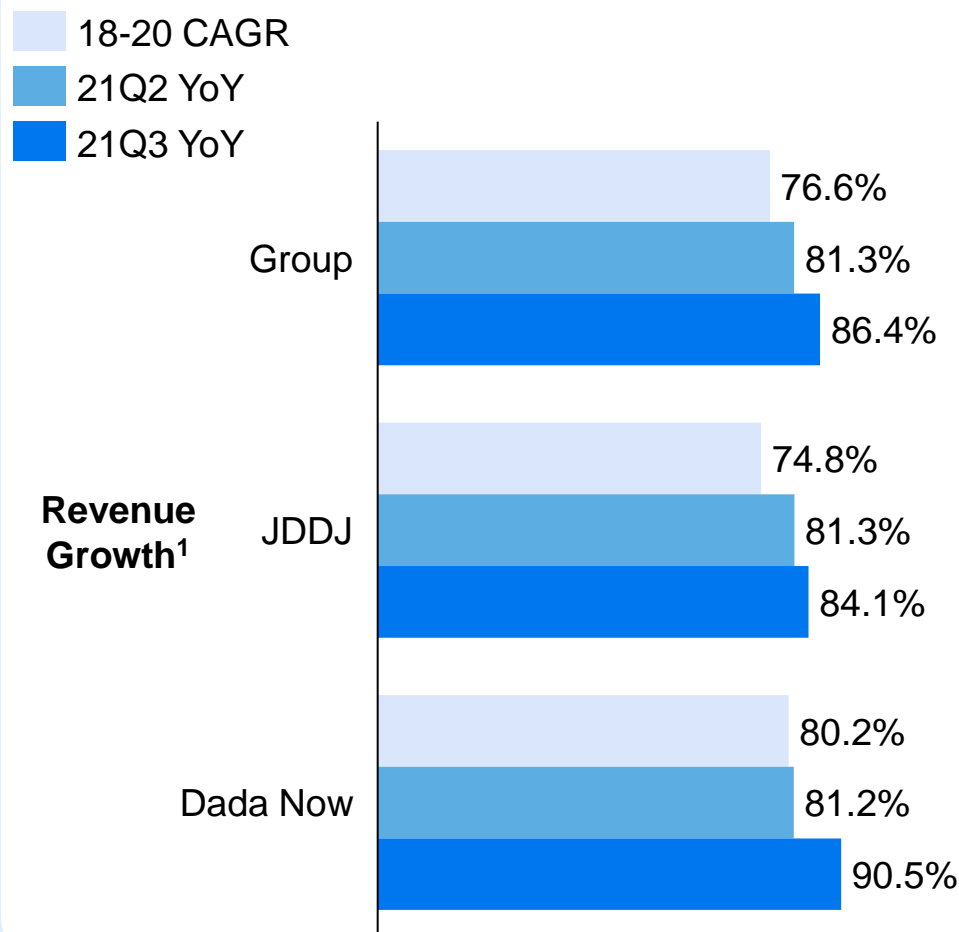
Financial Overview

Strong Revenue Growth Accompanied by Enhanced Operating Efficiency



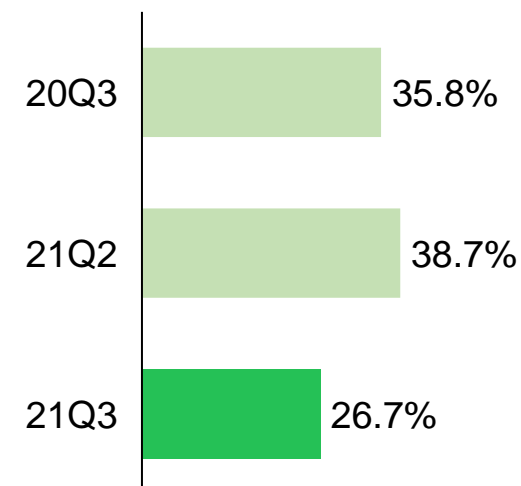
达达集团
DADA GROUP

Accelerating Revenue Growth



Improving Net Margin

Adjusted Net Loss Margin²



Notes:

1. Effective since April 2021, the cost of riders for Dada Now last-mile delivery services has been directly paid through third-party companies instead of through the Company. The Company no longer recognizes rider-related revenue and rider-related costs in the income statement for the last-mile delivery services. To help better understand the growth excluding the change's impact on revenue, the Company hereby presents the year-over-year growth assuming excluding the cost of riders directly paid during the comparative periods.

2. Adjusted net loss margin is calculated by dividing adjusted net loss attributable to ordinary shareholders by total revenue, assuming revenue recognition of Dada Now last-mile delivery services is net basis during the comparative periods.

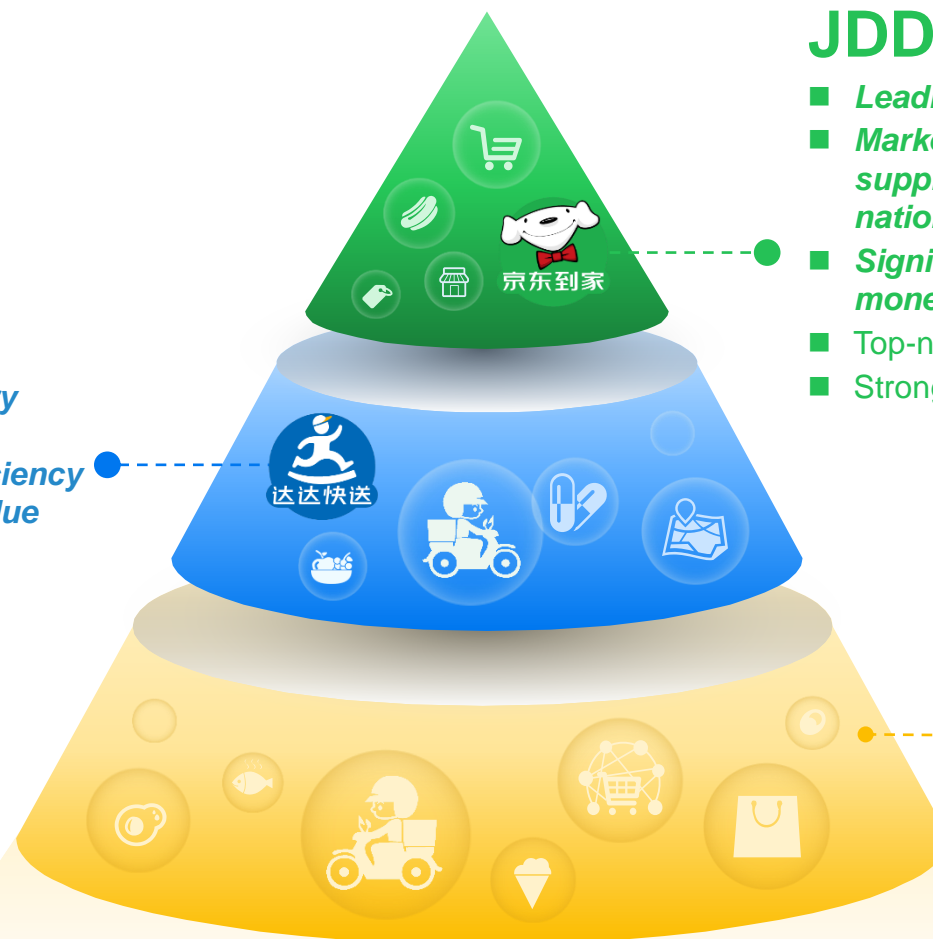
Why Dada?



达达集团
DADA GROUP

Dada Now

- Largest open on-demand delivery platform nationwide²
- Technology-driven superior efficiency
- High entry barriers + scarcity value
- Profitability with track record



JDDJ

- Leading position in the market¹
- Marketplace model leveraging outstanding supply chain capability of partners across the nation
- Significantly improving profitability with huge monetization potential
- Top-notch technology empowerment capability
- Strong support from reputable shareholders

China local retail market:
A Trillion Dollar Market³

Notes:

1. One of China's largest local on-demand retail platforms by GMV in 2020 according to iResearch.

2. By number of orders in 2020, according to the iResearch Report.

3. According to iResearch.